



Product Code . ILS-MAM-11783

Magnetic Globe

Description

If they lay flat, you've found the magnetic equator; if they stand up, you've located a magnetic pole.




Between the poles and the equator, the staples or chips will stand at different angles.

Place staples or magnetic chips at different points.

Using the gimbal-mounted Magnaprobe, you can also demonstrate how the magnetic field extends beyond the surface of the globe.

Contact jLab for your Educational School Science Lab Equipments. We are best school science lab equipment suppliers in india, school science lab equipments exporter, school science lab equipments manufacturers, school science lab equipments manufacturer, school science lab equipments supplier, school science lab equipments suppliers in india.

Indian Lab Suppliers,

Direct Contact Details  +91-8569909696  sales@indianlabsuppliers.com
 www.indianlabsuppliers.com