

Product Code . ILS-HSM-11071




Human Stomach Model on Stand

Description

Mounted on a base, appropriately coloured and numbered with key card.

This model showing the internal muscles i.e both the longitudinal and circular muscle layer and separates into two parts to show the cardiac and pyloric, as well as the mucous membrane, the gastric canal , arteries, nerves and the position of the peritoneum.

Indian Lab Suppliers,

Direct Contact Details  +91-8569909696  sales@indianlabsuppliers.com
 www.indianlabsuppliers.com