

Product Code . ILS-HSM-11067

Human Pancreas, Spleen and Duodenum Model




Description

Duodenum showing its internal structures and the position of the pancreatic ducts as well as vessels.

This model is used to demonstrate the 3 abdominal organs i.e spleen, pancreas and duodenum to understand the process of digestion.

Mounted on a base, appropriately coloured and numbered with key card.

Indian Lab Suppliers,

Direct Contact Details  +91-8569909696  sales@indianlabsuppliers.com
 www.indianlabsuppliers.com