

**Product Code . ILS-HSM-11056**

## Human Heart Model

### Description

---

To study the internal structure of the heart remove the anterior wall, including the entrance points of the superior and inferior vena cava and flexible tricuspid, mitral and aortic valves.

This model is mounted on a base, appropriately coloured and nicely finished.

It shows atria with auricles, the coronary sulcus, the coronary and pulmonary blood vessels, and segments of the oesophagus, trachea, aorta, and vena cava.

Two-part model is enlarged upto 2 -3x than original size, consisting of four parts left auricle and ventricle, right auricle and ventricle.




Numbered with key card.

It represents a portion of the pericardium.

Contact jLab for your Educational School Science Lab Equipments. We are best engineering educational equipments, high school science lab equipment manufacturers, lab equipment exporters, lab equipments manufacturers, lab instruments manufacturers, mathematics lab equipments manufacturers in india.

---

Indian Lab Suppliers,

Direct Contact Details  +91-8569909696  sales@indianlabsuppliers.com  
 www.indianlabsuppliers.com