

Product Code . ILS-HAFM-10977

Anatomical Human Nasal Cavity Model



Description




Nasal Cavity : on the lateral nasal wall show the superior, middle and inferior nasal conchae project medially into the nasal cavity forming the superior, middle and inferior nasal maxillary sinuses.

External nose : shows the section of the nasal bones and cartilages.

Paranasal sinuses : shows the frontal, sphenoid and maxillary sinuses.

Contact jLab for your Educational School Science Lab Equipments. We are best engineering educational equipments, high school science lab equipment manufacturers, lab equipment exporters, lab equipments manufacturers, lab instruments manufacturers, mathematics lab equipments manufacturers in india.

Indian Lab Suppliers,

Direct Contact Details  +91-8569909696  sales@indianlabsuppliers.com
 www.indianlabsuppliers.com