



Product Code . ILS-ELE-10673

Cube Testing Machine




Description

The loads are measured on Bourdon tube type load gauges which are calibrated against certified proving rings. In the Electrically Operated Pumping Units, load gauges are fitted with micro switches to switch-off the motor when the load approaches the maximum capacity of the gauge, avoiding any over loading. The load gauges are fitted with a maximum load pointer.

Compression Testing Equipment Electrically cum Manually (Hand) Operated. Relays are incorporated so that the motor does not restart on its own after a power breakdown. The electrically operated pumping units are also fitted with hand operated pump. The electrically operated pumping units are provided with a control knob to adjust the pace rate which can be effectively controlled by an experienced operator during the course of testing, by observing the progress of the load gauge reading.

Contact jLab for your Educational School Science Lab Equipments. We are best scientific educational lab equipments, scientific equipments manufacturers, scientific lab equipment manufacturers, scientific lab plasticware, scientific laboratory equipment manufacturer, scientific laboratory equipment supplier in india

Indian Lab Suppliers,

Direct Contact Details  +91-8569909696  sales@indianlabsuppliers.com
 www.indianlabsuppliers.com