

Product Code . ILS-ELE-10668

Fatigue Testing Machine



Description

Loading Device With Movable Support, Threaded Spindle With Hand Wheel, Spring Balance. Speed Measurement Via Contactless Inductive Speed Sensor. Electronic load cycle, can also be used to indicate the speed. Automatic Shut Down On Test Bar Fracture By Stop Switch Integrated Into the Movable Support. 3 Sets Of Cylindrical Test Bars made of Steel, Special Shape Bars For Demonstrating The Influence Of Notching And Surface Finish. Drive Via Electric Motor.

Test bars

Material: Steel Ck35.

3 different shapes.

Electronic load cycle counter

8-digit digital display

Can be switched to display speed

Technical Data:

Motor




Speed: 2.800min-1

Output: 0,37kw

Load: 0...300N

Contact jLab for your Educational School Science Lab Equipments. We are best school science lab equipments suppliers in india, school science lab instruments, school science lab instruments exporter, school science lab instruments manufacturer, school scientific equipments, science educational equipment in india

Indian Lab Suppliers,

Direct Contact Details  +91-8569909696  sales@indianlabsuppliers.com
 www.indianlabsuppliers.com