

Product Code . ILS-EELE-10424

Industrial Heavy Door Portal



Description

Industrial Heavy Door Portal

An angle transmission box with disengaging mechanism. Two couplings allowing the links between. A set of 2 double pinions with removable chain and hub. Chain with fast attachment. The angle transmission and the manual operation reduction gear. The angle transmission and the power gear motor. This box allows to isolate the gear motor from the kinematic linkage. The gear motor (supplied with the main module portal). A mechanically welded frame mounted on 4 wheels. A set of carter's allowing to protect the student from the dangerous parts of the kinematic linkage.

Technical specifications:-




- Weight of the door (when empty) : 70 daN.
- Maxi weight in movement: 550 daN.
- Power of the gear motor: 2,2Kw.
- Opening speed of door.
- **Max** : 24m / min.
- **Middle** : 12m / min.
- **Mini** : 6m / min.

-
- **Weight of the removable masses** : 24 masses of 20 daN.
 - **Mini weight in movement:** 70 daN.
 - 1/ Main Module.
 - The portal has been designed in order to allow several upgrade able configurations from the main unit portal.

We are leading manufacturers, suppliers of Industrial Heavy Door Portal for Electronics Engineering Lab Equipments. Contact us to get high quality Industrial Heavy Door Portal for Electronics Engineering Lab Equipments for schools, colleges, universities, research labs, laboratories and various industries.

Contact jLab for your Educational School Science Lab Equipments. We are best school lab equipments supplier, school lab export, school lab exporter, school laboratory equipment manufacturers, school laboratory equipment suppliers, school science equipments in india.

Indian Lab Suppliers,

Direct Contact Details  +91-8569909696  sales@indianlabsuppliers.com
 www.indianlabsuppliers.com