

**Product Code . ILS-BLE-10353**

## Basic Plant Anatomy Slide

### Description

---

#### Basic Plant Anatomy Slide

Set of 20 glass microscope slides showing the major aspects of vascular plant structure:-

Vicia, root apex LS

Monocot, epidermis, for stomata E

Zea (maize), stem TS and LS

Tilia, old stem RLS

Dicot, stem, apex LS

Cucurbita (marrow), stem TS and LS

Helianthus, stem, bundles TS

Lilium, ovary TS and LS

Lilium, ovary, various stages TS

Ammophila (marram grass), leaf TS

Stigma with pollen tubes

Pollen grains

---

Helianthus, old stem TS and LS

Lilium, anther TS

Helianthus (sunflower), young and old root TS

Capsella, mature cotyledon stage LS

Tilia (lime), young and old stem TS

Zea, seed LS




Vicia (bean), young root TS

Prunus (cherry), leaf TS

Contact jLab for your Educational School Science Lab Equipments. We are best school science lab equipments suppliers in india, school science lab instruments, school science lab instruments exporter, school science lab instruments manufacturer, school scientific equipments, science educational equipment in india.

---

Indian Lab Suppliers,

Direct Contact Details  +91-8569909696  sales@indianlabsuppliers.com  
 [www.indianlabsuppliers.com](http://www.indianlabsuppliers.com)