



**Product Code . ILS-BLE-10344**

## Hen Anatomy Model

### Description

---

#### Hen Anatomy Model




The left side shows the external morphology while the right part, longitudinally sectioned, reveal the inner structures such as: liver, intestine, stomach, muscles, heart, lungs, reproductive system and an egg.

Life size model describes in great detail the anatomy of a hen.

Contact jLab for your Educational School Science Lab Equipments. We are best scientific laboratory equipments manufacturer, scientific laboratory equipments supplier, technical educational equipment exporter, technical educational equipment manufacturer, technical educational equipment supplier, technical educational equipments exporter in india.

---

Indian Lab Suppliers,

Direct Contact Details  +91-8569909696  [sales@indianlabsuppliers.com](mailto:sales@indianlabsuppliers.com)  
 [www.indianlabsuppliers.com](http://www.indianlabsuppliers.com)