



**Product Code . ILS-PLE-10205**

## Steam Engine Model with Boiler

### Description

---

#### Steam Engine Model with Boiler

Operation of a commercial steam engine is well illustrated with this working model.

The extra large size unit is provided with a horizontal boiler and whistle, safety valve, and steam gauge on metal base.

Horizontal boiler and whistle with safety valve.

Operates on 220V AC. 50 Hz.




Operates on 220V AC.

Functional steam engine model.

Durable metal base.

---

Indian Lab Suppliers,

Direct Contact Details  +91-8569909696  sales@indianlabsuppliers.com  
 [www.indianlabsuppliers.com](http://www.indianlabsuppliers.com)